

Features

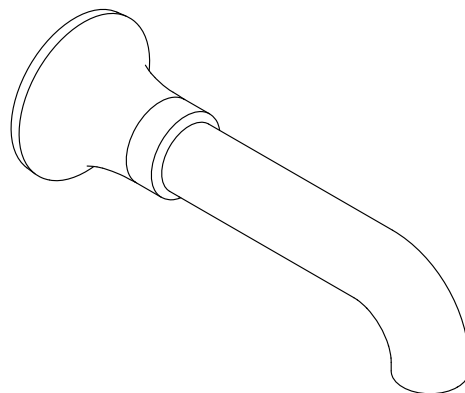
- Non-diverter spout with slip-fit connection.
- 7-7/16" (189 mm) nondiverter spout.
- 1-1/4" (31.8 mm) max hole diameter.
- Coordinates with other products in the Tone collection.

Material

- Premium metal construction for durability and reliability.
- KOHLER finishes resist corrosion and tarnishing.

Installation

- Wall-mount.



Codes/Standards







ASME A112.18.1/CSA B125.1

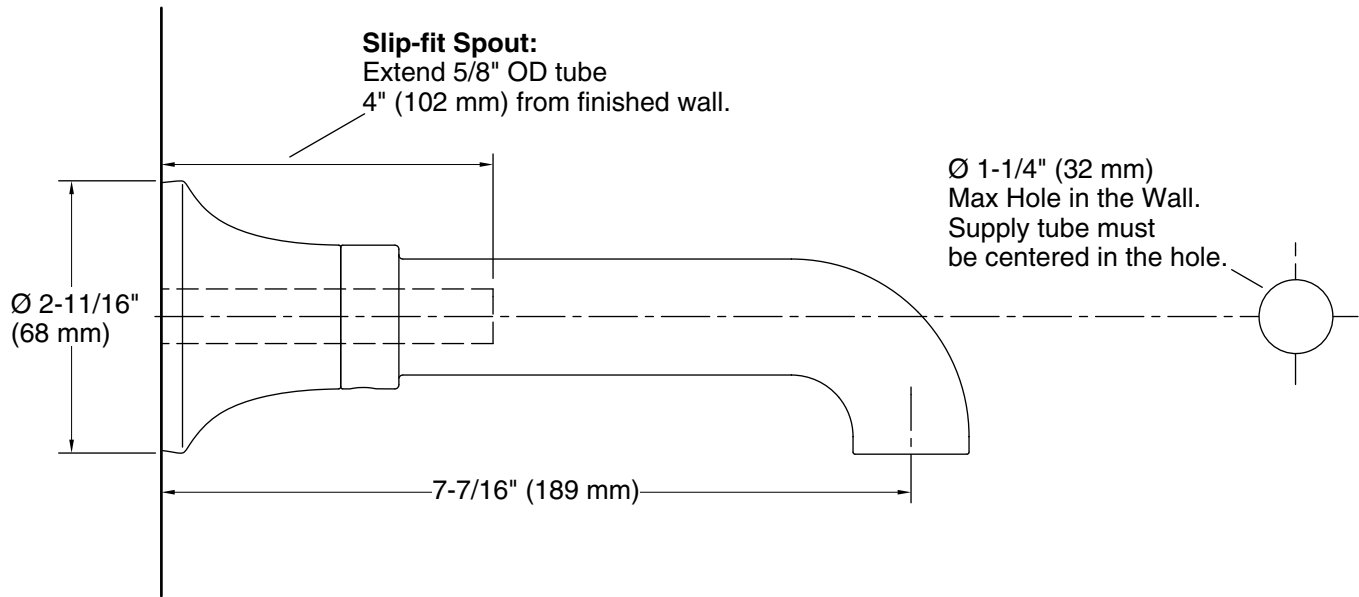
KOHLER® Faucet Lifetime Limited Warranty

See website for detailed warranty information.

Available Colors/Finishes

Color tiles intended for reference only.

Color	Code	Description
	CP	Polished Chrome
	BN	Vibrant® Brushed Nickel
	BL	Matte Black
	2MB	Vibrant® Brushed Moderne Brass
	BMB	Matte Black with Moderne Brass
	CBL	Matte Black with Polished Chrome



Technical Information

All product dimensions are nominal.

Drain included: No

Spout:

Spout reach: 7-7/16" (189 mm)